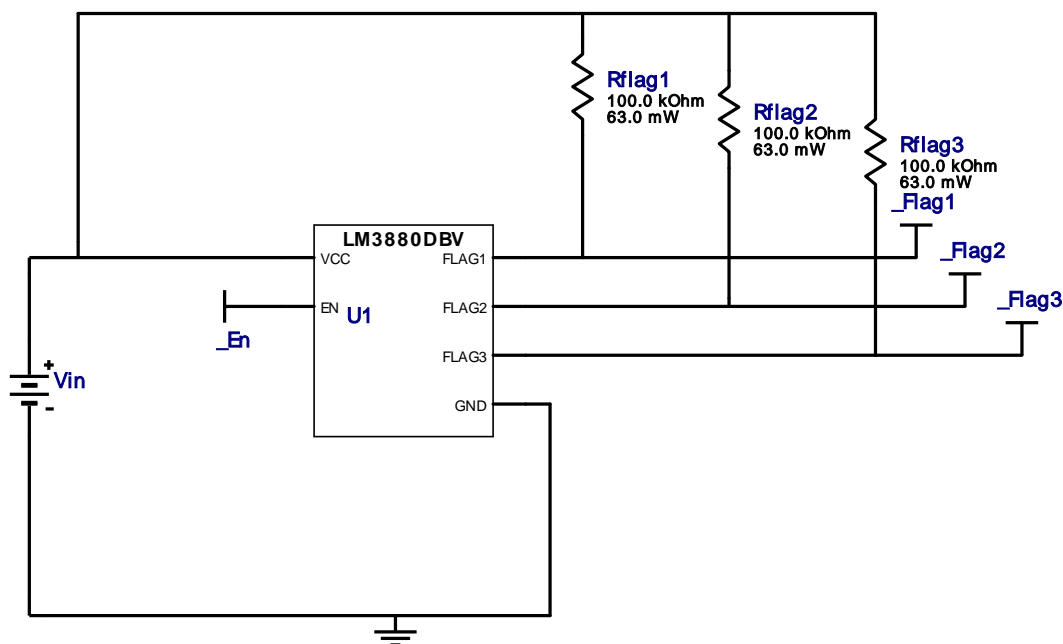






## WEBENCH® Design Report

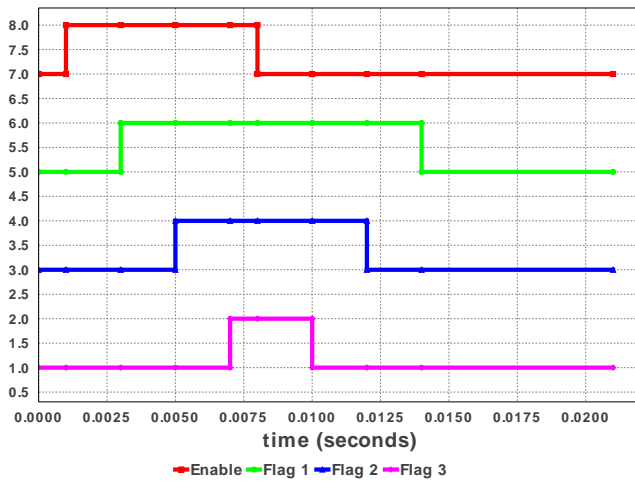
Design : 4801127/4 LM3880MF-1AE/NOPB  
Design 4 - LM3880MF-1AE/NOPB



### Electrical BOM

| #  | Name   | Manufacturer      | Part Number                           | Properties   | Qty | Price  | Footprint   |
|----|--------|-------------------|---------------------------------------|--|-----|--------|---|
| 1. | Rflag1 | Vishay-Dale       | CRCW0402100KFKED<br>Series= CRCW...e3 | Res= 100.0 kOhm<br>Power= 63.0 mW<br>Tolerance= 1.0% | 1   | \$0.01 | <br>0402 3 mm²       |
| 2. | Rflag2 | Vishay-Dale       | CRCW0402100KFKED<br>Series= CRCW...e3 | Res= 100.0 kOhm<br>Power= 63.0 mW<br>Tolerance= 1.0% | 1   | \$0.01 | <br>0402 3 mm²       |
| 3. | Rflag3 | Vishay-Dale       | CRCW0402100KFKED<br>Series= CRCW...e3 | Res= 100.0 kOhm<br>Power= 63.0 mW<br>Tolerance= 1.0% | 1   | \$0.01 | <br>0402 3 mm²       |
| 4. | U1     | Texas Instruments | LM3880MF-1AE/NOPB                     | Switcher   | 1   | \$0.45 | <br>R-PDSO-G6 10 mm² |

Sequencer UP/ DOWN sequence



## Operating Values

| #   | Name                                   | Value                | Category | Description                             |
|-----|--|----------------------|----------|---|
| 1.  | BOM Count                              | 4                    | General  | Total Design BOM count                  |
| 2.  | FootPrint                              | 19.0 mm <sup>2</sup> | General  | Total Foot Print Area of BOM components |
| 3.  | Total BOM                              | \$0.48               | General  | Total BOM Cost                          |
| 4.  | Total Pd                               | 75.0 $\mu$ W         | Power    | Total Power Dissipation                 |
| 5.  | Flag Voltage                           | 3.0 V                |          | Flag Voltage                            |
| 6.  | Flag1 Down delay (From EN high to low) | 6.0 ms               |          | Flag Delay                              |
| 7.  | Flag1 Up delay (From EN low to high)   | 2.0 ms               |          | Flag Delay                              |
| 8.  | Flag2 Down delay (From EN high to low) | 4.0 ms               |          | Flag Delay                              |
| 9.  | Flag2 Up delay (From EN low to high)   | 4.0 ms               |          | Flag Delay                              |
| 10. | Flag3 Down delay (From EN high to low) | 2.0 ms               |          | Flag Delay                              |
| 11. | Flag3 Up delay (From EN low to high)   | 6.0 ms               |          | Flag Delay                              |
| 12. | Flags Used                             | 2.0                  |          | Flags Used                              |
| 13. | Total Flags                            | 3.0                  |          | Total Flags                             |
| 14. | Vcc                                    | 3.0 V                |          | Vcc                                     |

## Design Inputs

| #  | Name    | Value  | Description         |
|----|---------|--------|---------------------|
| 5. | base_pn | LM3880 | Base Product Number |

## Design Assistance

1. **LM3880** Product Folder : <http://www.ti.com/product/LM3880> : contains the data sheet and other resources.

Texas Instruments' WEBENCH simulation tools attempt to recreate the performance of a substantially equivalent physical implementation of the design. Simulations are created using Texas Instruments' published specifications as well as the published specifications of other device manufacturers. While Texas Instruments does update this information periodically, this information may not be current at the time the simulation is built. Texas Instruments does not warrant the accuracy or completeness of the specifications or any information contained therein. Texas Instruments does not warrant that any designs or recommended parts will meet the specifications you entered, will be suitable for your application or fit for any particular purpose, or will operate as shown in the simulation in a physical implementation. Texas Instruments does not warrant that the designs are production worthy.

**You should completely validate and test your design implementation to confirm the system functionality for your application prior to production.**

Use of Texas Instruments' WEBENCH simulation tools is subject to [Texas Instruments' Site Terms and Conditions of Use](#). Prototype boards based on WEBENCH created designs are provided AS IS without warranty of any kind for evaluation and testing purposes and are subject to the terms of the [Evaluation License Agreement](#).